



CONTENT

FRAME SET	P3-30
ROAD FRAME	P3-18
STEMBARS	P19-22
Disc Brake Adapter	P23-26
TRIATHION FRAME	P27-30
WHEEL SET	P31-39
CRANK	P40-54
X310 series	P41-47
X-Novanta series	P48
X-Trecento series	P49
EK-01	P50
POWER METER SET	P51-52
SPIDER	P53-54
PRICE LIST	P55-56



ELISE

—ROAD FRAME



Elilee's Design Philosophy

Said Elilee R&D team: "As the first road frame of Elilee, we want it to become a Grand Tour level product."

So we strictly followed the top-level design standards.

After countless tests and upgrades, we not only improve the performance but also make the appearance more in line with modern aesthetics.

Magical Ultralight Material

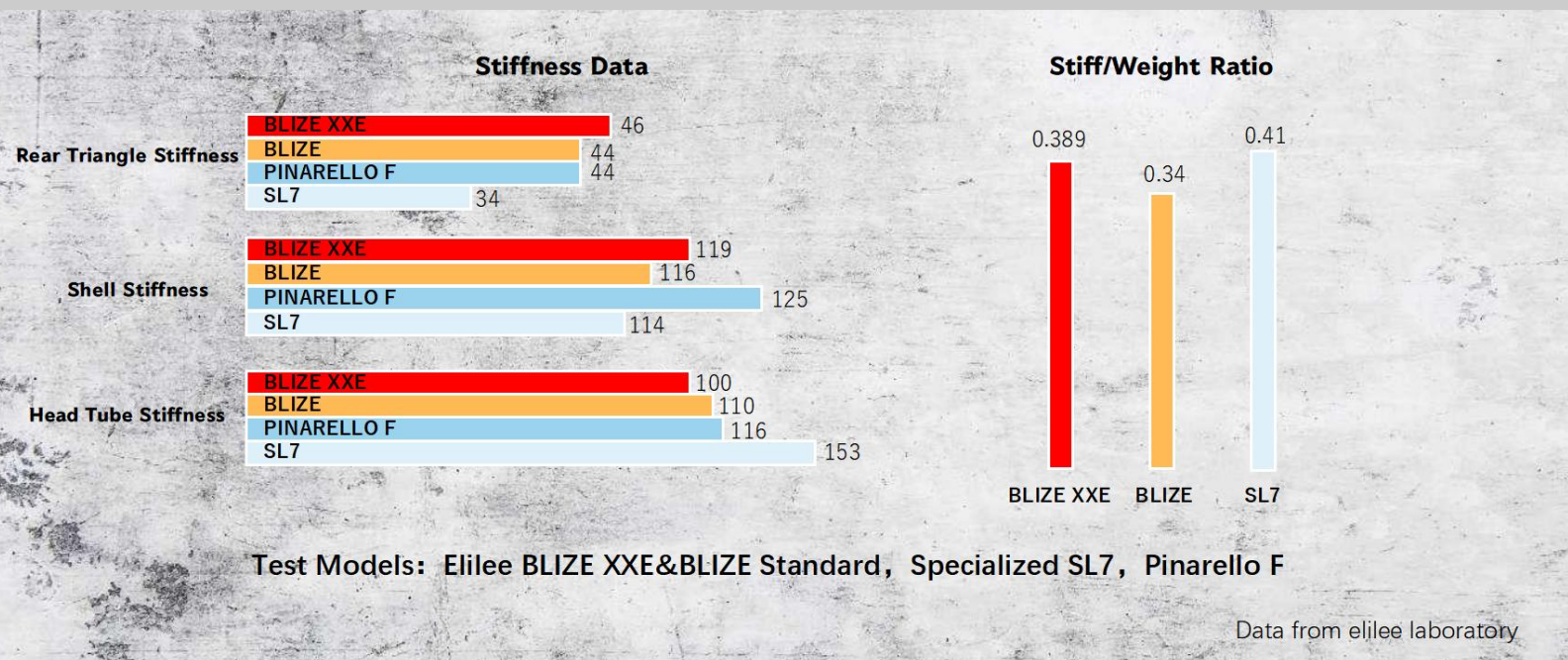
In order to achieve the best BLIZE stiff-weight ratio, Elilee used Toray T1100 carbon fiber material and M40J as stiffness reinforcement on its top level frame BLIZE XXE. Also, in some place where very easy to ignore, BLIZE and BLIZE XXE use Titanium screws just for a couple of grams, regardless of cost.

The weight of a M size BLIZE XXE is only 680g(unpainted), the front fork is 330g(unpainted), and the seat post is 95g.



Stiffness Comparison Tests

In terms of frame's stiffness, we took the popular models SL7 and Pinarello F on the market as the benchmark model test data.



Elilee BLIZE Standard is made of Toray T800 carbon cloth, with a frame weight of only 780g and a front fork of 360g. The overall weight is 100g heavier than the Elilee BLIZE XXE frame.

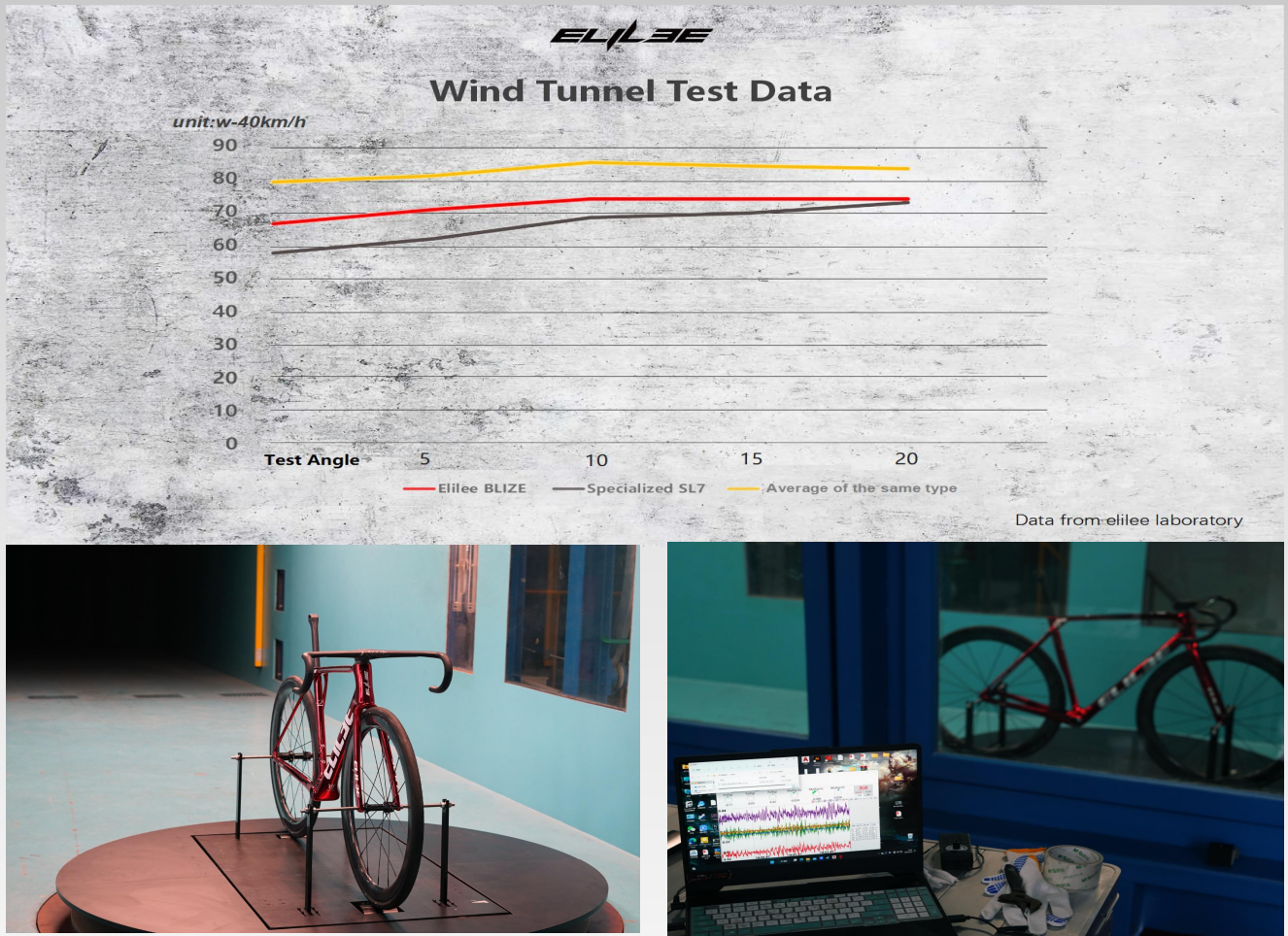
On the premise that the Elilee BLIZE XXE frame is as light as 680g, the overall stiffness of BLIZE XXE is almost the same as that of Pinarello F.

The Stiffness/Weight ratio of BLIZE XXE is very close to SL7, and this is a relatively good result under the excellent lightweight of the frame.

Pinarello F is more like a aero frame, so it is not included in the reference of Stiffness/Weight ratio.

Aerodynamic Performance

After the last time the Elilee Triathlon frame entered the wind tunnel test, this time we took BLIZE series for wind tunnel test.



In terms of aerodynamic performance, because the Elilee BLIZE is a design with a all-rounder frame that tends to incline to the climbing type, the wind resistance coefficient of the Specialized SL7 is the best among all comprehensive vehicles in foreign media evaluation, only second to the aero frame (such as Pinarello F).

Therefore, even if the Elilee BLIZE wind resistance is not as excellent as the Specialized SL7, it also ranks among the most excellent all-rounder frames.

BLIZE *XXE*



- ELILEE BLIZE-XXE CARBON ROAD FRAME DISC
- TYPE: ALL-ROUNDER FRAME
- MATERIAL: CARBON FIBRE(TORAY T1100+M40J)
- EPS MOLDING TECHNOLOGY
- FULL INTEGRATED CABLE ROUTING SYSTEM
- WEIGHT: **680G** (M SIZE,UNPAINTED)
- BRAKE TYPE: DISC BRAKE
- INCLUDING STEMBARS

PRICE: **2,580\$**

COLOR CHOICES



BLIZE XXE

Raw Black

BLIZE XXE

Red,White





BLIZE XXE

White,Gold

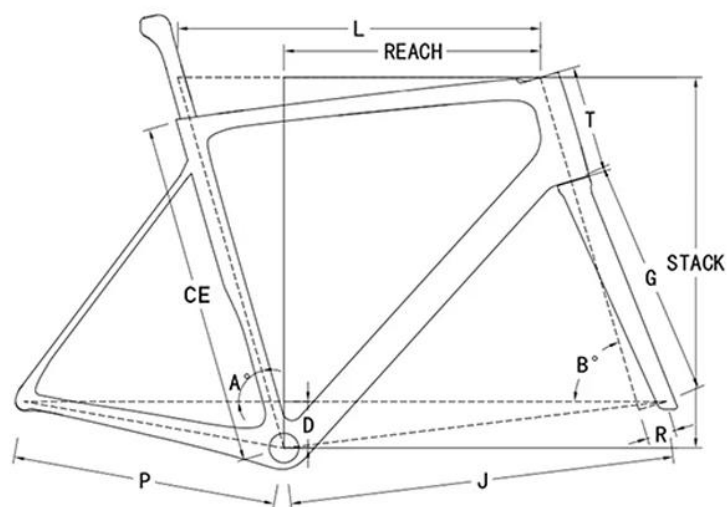


BLIZE XXE

Electro Plating
(Extra cost 900USD)



SIZE CHOICES



车架几何

SIZE	CE	L	A[°]	B[°]	P	J	T	D	R	G	REACH	STACK
XS	472	500	75.5	71	405	573	118	72	47	366	367	512
S	498	517	75	72.25	405	576	132	72	47	366	375	530
M	498	531	74.81	73	405	582	139	72	44	366	385	539
L	531	560	74	73.5	408	595	167	72	44	370	396	573
XL	560	571	74	73.5	408	606	197	72	44	370	399	601
XXL	584	587	74	74	408	616	216	72	44	370	409	621

建议尺码-身高对照表

XS: 155-164cm	S:161-170cm	M:167-176cm	L:173-183cm	XL:180-190cm
---------------	-------------	-------------	-------------	--------------

- If your height between both two sizes, please contact professional and ask for advice.
- We suggest that you take a bike-fitting before selecting a size.

PRODUCT DETAIL

FRAME:

- MATERIAL:CARBON FIBRE (TORAY T1100+M40J)
- TYPE:ALL-ROUNDER FRAME
- WEIGHT:680g (SIZE:M,UNPAINTED,WITHOUT METAL PARTS)
- BOTTOM BRACKET:BB386
- ELECTRAIN&MACHANICAL DRIVETRAIN AVAILABLE
- EPS MOLDING TECHNOLOGY
- FULL INTEGRATED CABLE ROUTING SYSTEM
- MAX TYPE SIZE:700×30c

FORK:

- MATERIAL:CARBON FIBRE (TOARY T1100+M40J)
- BRAKE:DISC BRAKE
- OFFSET:25mm
- BRAKE MOUNT:FLAT MOUNT
- STEER TUBE LENGTH:300mm
- WEIGHT:330g(UNPAINTED)

SEATPOST:

- LENGTH:350mm
- WEIGHT:100g±5g (INCLUDING METAL PARTS 140g)
- SINGLE SCREW ADJUSTMENT
- DIAMETER:D-SHARP
- MATERIAL:CARBON FIBRE
- SADDLE CLAMP:7×7mm SADDLE RAIL CLAMP (7×9mm CALMP FOR CARBON RAIL INCLUDED)
- SLIDING MOUNT FOR RAIL

COMPONENT PACKAGE:

- HEADSET SPACER*5
- HEADSET BEARING*1
- SEATPOST CLAMP ASSEMBLY*1
- DERAILEUR HANGER*1
- Thru-Axle*2
- INTERGRATED CARBON HANDLEBAR*1 (INCLUDING COMPUTER MOUNT)



BLIZE



- ELILEE BLIZE CARBON ROAD FRAME DISC
- TYPE: ALL-ROUNDER FRAME
- MATERIAL: CARBON FIBRE(TORAY T800)
- EPS MOLDING TECHNOLOGY
- FULL INTEGRATED CABLE ROUTING SYSTEM
- WEIGHT: **780G** (M SIZE,UNPAINTED)
- BRAKE TYPE: DISC BRAKE
- INCLUDING STEMBARS

PRICE: **1,820\$**

COLOR CHOICE



BLIZE ELILEE

White

BLIZE ELILEE

Black





BLIZE ELILEE

Electro Plating,Red



BLIZE ELILEE

Yellow,white

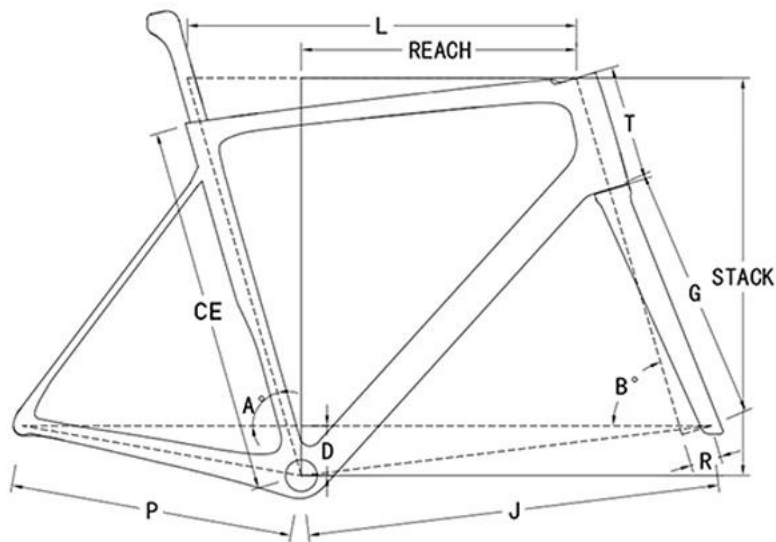


BLIZE ELILEE

Black Gold



SIZE CHOICE



GEOMETRY

SIZE	CE	L	A[°]	B[°]	P	J	T	D	R	G	REACH	STACK
XS	472	500	75.5	71	405	573	118	72	47	366	367	512
S	498	517	75	72.25	405	576	132	72	47	366	375	530
M	498	531	74.81	73	405	582	139	72	44	366	385	539
L	531	560	74	73.5	408	595	167	72	44	370	396	573
XL	560	571	74	73.5	408	606	197	72	44	370	399	601
XXL	584	587	74	74	408	616	216	72	44	370	409	621

SIZE RECOMMENDATION

XS: 155-164cm	S:161-170cm	M:167-176cm	L:173-183cm	XL:180-190cm	XXL:185-195cm
---------------	-------------	-------------	-------------	--------------	---------------

- If your height between both two size, please contact professional and ask for advice.
- We suggest that you take a bike-fitting before selecting a size.

PRODUCT DETAIL

FRAME:

- MATERIAL:CARBON FIBRE (TORAY T800)
- TYPE:ALL-ROUNDER FRAME
- WEIGHT:780g (SIZE:M,UNPAINTED,WITHOUT METAL PARTS)
- BOTTOM BRACKET:BB386
- ELECTRIC&MACHANICAL DRIVETRAIN AVAILABLE
- EPS MOLDING TECHNOLOGY
- FULL INTEGRATED CABLE ROUTING SYSTEM
- MAX TYPE SIZE:700x30c

FORK:

- MATERIAL:CARBON FIBRE (TOARY T800)
- BRAKE:DISC BRAKE
- OFFSET:25mm
- BRAKE MOUNT:FLAT MOUNT
- STEER TUBE LENGTH:300mm
- WEIGHT:360g(UNPAINTED)

SEATPOST:

- LENGTH:350mm
- WEIGHT:100g \pm 5g (INCLUDING METAL PARTS 140g)
- SINGLE SCREW ADJUSTMENT
- DIAMETER:D-SHARP
- SADDLE CLAMP:7 \times 7mm SADDLE RAIL CLAMP (7 \times 9mm CALMP FOR CARBON RAIL INCLUDED)
- SLIDING MOUNT FOR RAIL

COMPONENT PACKAGE:

- HEADSET SPACER*5
- HEADSET BEARING*1
- SEATPOST CLAMP ASSEMBLY*1
- DERAILEUR HANGER*1
- Thru-Axle*2
- INTERGRATED CARBON HANDLEBAR*1 (INCLUDING COMPUTER MOUNT)



EL/L3E

—STEMBARS

Carbon Fiber Integrated Handlebar



FS-330



























FS-R

Carbon Fiber Integrated Handlebar

Carbon Fiber Integrated Handlebar		
Model	FS-330	FS-R
Material	Carbon Fiber(TORAY T800)	Carbon Fiber(TORAY T1100)
Weight	330g (Size,400-100)	240g (Size,400-100)
Stem Angle	-6°	-6°
Stem Stack Height	38mm	38mm
Reach	75mm	75mm
Drop	130mm	130mm
Bolt Torque	6Nm	6Nm
Offset Ring	5mm*5	5mm*5
Tube Diameter	26.8mm	26.8mm
Drop Flare	5mm	5mm
Price	280\$	380\$

SIZE						
STEM LENGTH BAR WIDTH	80mm	90mm	100mm	110mm	120mm	130mm
360mm	✓	✓	✓	✓	✓	✓
380mm	✓	✓	✓	✓	✓	✓
400mm	✓	✓	✓	✓	✓	✓
420mm	✓	✓	✓	✓	✓	✓

ELILEE Headset Cover Compatibility			
1	TREK-Madone-Gen7		
2	COLANGO-V3rsh		
3	COLANGO-V3rsl		
4	CERVELO-R5		
5	TREK-Emonda		
6	PINARELLO		
7	SCOTT-Addict		
8	SPECIALIZED-SI7		
9	SPECIALIZED-SI8		
10	FSA		
11	FSA-Dp		
12	TREK-Madone-Gen 8		



—Disc Brake Adapter



The Ultra-Light Disc Brake Adapter

In 2020, ELILEE pioneered the application of Forged Carbon Fiber (FC) in the cycling industry, with its debut masterpiece being ELILEE's first-generation guide wheel. Previously, this advanced manufacturing process was primarily utilized in the automotive, aerospace, and watchmaking sectors.


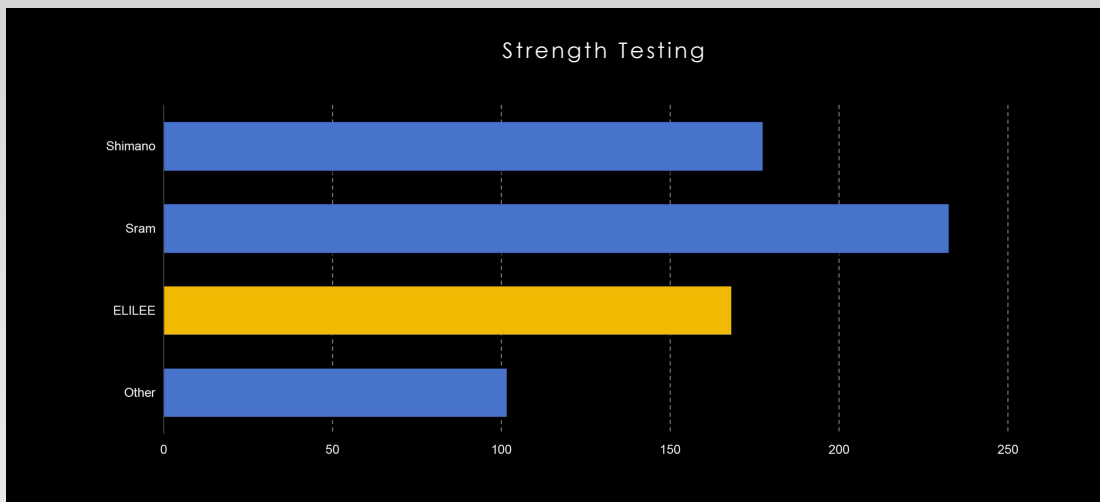
Unlike traditional carbon fiber molding, FC employs significantly higher pressure, resulting in denser fiber alignment, superior strength, and zero porosity. Its distinctive surface finish eliminates the need for paint to conceal imperfections, showcasing raw technological artistry.

Introducing Our Second FC Innovation: The Ultra-Light Disc Brake Adapter.

The Ultra-Light Disc Brake Adapter

The most immediate advantage of FC is radical weight reduction. This carbon fiber disc brake adapter weighs just 6g—the lightest in its category. Compared to Shimano's original 16g adapter, it achieves a 62.5% weight savings.

Validated by independent industry labs, its strength approaches Shimano OEM standards, delivering uncompromised performance while maximizing weight savings.



The Ultra-Light Disc Brake Adapter

Disc Brake Adapter			
Color	Forged Carbon Black (Raw FC Texture)	Forged Carbon Black/Gold (Logo Inlaid)	Forged Carbon Black/Silver (Logo Inlaid)
Material	Carbon Fiber	Carbon Fiber	Carbon Fiber
Technology	Forged Carbon Fiber (FC) Technology	Forged Carbon Fiber (FC) Technology	Forged Carbon Fiber (FC) Technology
Weight	6g	6g	6g
Price	150\$	170\$	170\$



Includes S-PARTS high-strength titanium alloy bolts as standard

ELISE

—TRATHLON FRAME

EVO Series Triathlon Frame

The EVO XXE Gen2 coming soon

Expected retail price around: 5380usd



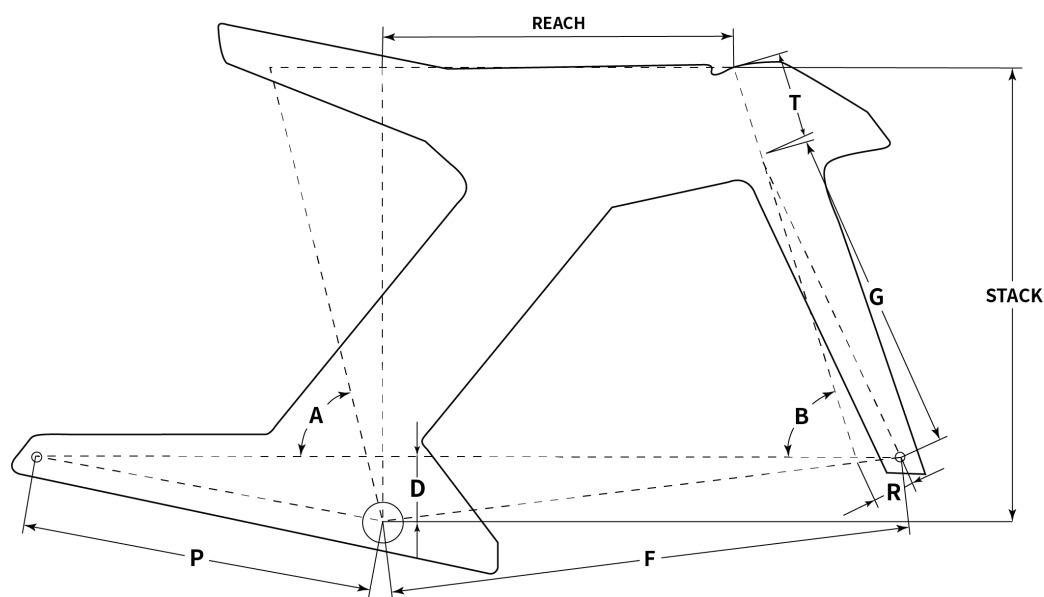
EVO XXE Gen1



EVO XXE Gen2



SIZE CHOICE



SIZE	A[°]	B[°]	F	P	T	D	R	G	REACH	STACK
XS	74-78	72.5	550	405	74	75	43	381	369	493
S	74-78	72.5	573	405	96	75	43	381	385	514
M	74-78	72.5	592	405	105	75	43	381	402	523
L	74-78	72.5	614	405	105	75	43	381	423	523

SIZE RECOMMENDATION			
XS: 158-168cm	S:165-173cm	M:170-183cm	L:180-190cm

· If your height between both two size, please contact professional and ask for advice.
 · We suggest that you take a bike-fitting before selecting a size.

PRODUCT DETAIL

FRAME:

- MATERIAL:CARBON FIBRE (TORAY T1100+M40G)
- TYPE:TRIATHLON FRAME
- BRAKING SYSTEM:DSIC
- WEIGHT:1400g±50g (SIZE:S,UNPANINTEd,WITHOUT METAL PARTS)
- BOTTOM BRACKET:BB386
- ELECTRIC DRIVETRAIN AVAILABLE:DI2&ETAP
- BALANCE BEAM FRAME ARCHITECTURE
- HYDRATION SYSTEM:INTEGRATED DUAL-VOLUME HYDRATION POD (600ML/1000ML)
- +500ML TOP-TUBE STORAGE BOX
- FULL INTERNAL ROUTING FOR E-TAP/DI2& SEMI-INTEGRATED MECHANICAL ROUTING
- MAX TYPE SIZE:700x30c

EXTENSION BAR ASSEMBLY:

ELBOW PAD ADJUSTMENT RANGES:

- VERTICAL:140mm
- LATERAL:135mm
- FORE/AFT:83mm
- CRADLE ANGLE:15°(INWARD TILT)
- PAD TILT:0-10°(PITCH ADJUSTMENT)

COMPLETE COMPONENT PACKAGE INCLUDES:

- FRAME SET+FORK
- SEATPOST ASSEMBLY
- HANDLEBAR SYSTEM
- Thru-Axle*2
- FULL FITTING KIT (BOLTS/SHIMS/SPACERS)



EL/L3E

—WHEEL SET

EL/L3E

X46	
Brake Type	Disc Brake
Weight(g)	1125±2.5%
Color	Gold/Black Logo
Rim Depth	45mm
Bearing	Ttn ceramic
Rim Material	T800+T1000
Spoke Type	Carbon
Inner width	23mm
Outer width	32mm
Max Tire Pressure	120Psi
Tire Compatibility	Clincher/Tubeless
Price	1699\$



X46-Gold Logo

X46-Black Logo



X58	
Brake Type	Disc Brake
Weight(g)	1260±3%
Color	Gold/Black Logo
Rim Depth	58mm
Bearing	Ttn ceramic
Rim Material	T800+T1000
Spoke Type	Carbon
Inner width	23mm
Outer width	32mm
Max Tire Pressure	120Psi
Tire Compatibility	Clincher/Tubeless
Price	1699\$



X58-Gold Logo

X58-Black Logo



X76	
Brake Type	Disc Brake
Weight(g)	1695±3%
Rim Depth	76mm
Bearing	Steel
Spoke Type	Sapim CX-Ray
Inner width	21mm
Outer width	28mm
Max Tire Pressure	120Psi
Tire Compatibility	Clincher/Tubeless
Price	999\$



E44	
Brake Type	Disc Brake
Weight(g)	1360±3%
Rim Depth	44mm
Bearing	Steel
Spoke Type	Sapim CX-Ray
Inner width	21
Outer width	28
Max Tire Pressure	120Psi
Tire Compatibility	Clincher/Tubeless
Price	699\$



E50	
Brake Type	Disc Brake
Weight(g)	1555±3%
Rim Depth	50mm
Bearing	Steel
Spoke Type	High performance steel spoke
Inner width	21mm
Outer width	30mm
Max Tire Pressure	120Psi
Tire Compatibility	Clincher/Tubeless
Price	399\$



X860		
Brake Type	Disc Brake	Disc Brake
Weight(g)	766±3%(Front)	880±3%(Rear)
Rim Depth	80mm	Disc Wheel
Bearing	Ttn ceramic	Ttn creamic
Spoke Type	Sapim CX-Ray	Disc Wheel
Inner width	21mm	19mm
Outer width	28mm	26mm
Max Tire Pressure	120Psi	120Osi
Tire Compatibility	Clincher	Clincher
Price	549\$	2199\$



X1060	
Brake Type	Disc Brake
Weight(g)	1060±3%
Rim Depth	Disc Wheel
Bearing	Steel
Spoke Type	Disc Wheel
Inner width	19mm
Outer width	26mm
Max Tire Pressure	120Psi
Tire Compatibility	Clincher
Price	1499\$



X1200	
Brake Type	Disc Brake
Weight(g)	1200
Rim Depth	Disc Wheel
Bearing	Steel
Spoke Type	Disc Wheel
Inner width	19
Outer width	26
Max Tire Pressure	120Psi
Tire Compatibility	Clincher
Price	999\$



ELISE

—X310 series



CRANK

The X-320 series crank has been well-known in over 10 countries in the world since 2023. It has become the most famous product of Elilee. In July 2024, we continued to upgrade this product to the ALL NEW X310 series, which makes this product even better.





CRANK

The ALL NEW X310 series is 30g(24mm version) lighter and also 12% stiffer compared to the X320 series.

The weight of 310 grams is enough to make the elilee xxe carbon fiber crank stand out among many cranks. Also, the better stiffness provides more performance and brings more confidence to the riders.

With a power meter and 120 grams of chainring, the whole set weight 520g.



ELILEE



COMPATIBILITY

In order to provide max compatibility, we developed 2 types of spindle for X310 series.

X310-DUB: Aluminum DUB spindle

X310-24mm: Titanium 24mm spindle

What ever you are the bottom bracket user of DUB or SHIMANO 24mm, X310 series crank is compatible.

Both spindles have incredible stability.



NOISELESS DESIGN

The adapters on X320 series are no longer needed. This further reduces the probability of crank spindle noise occurrence.

X310 series crank is a product that can guarantee no abnormal noise.

Many users who are afraid to purchase carbon fiber cranks due to concerns about abnormal noise can rest assured to make a purchase.



ELITE

STIFFNESS

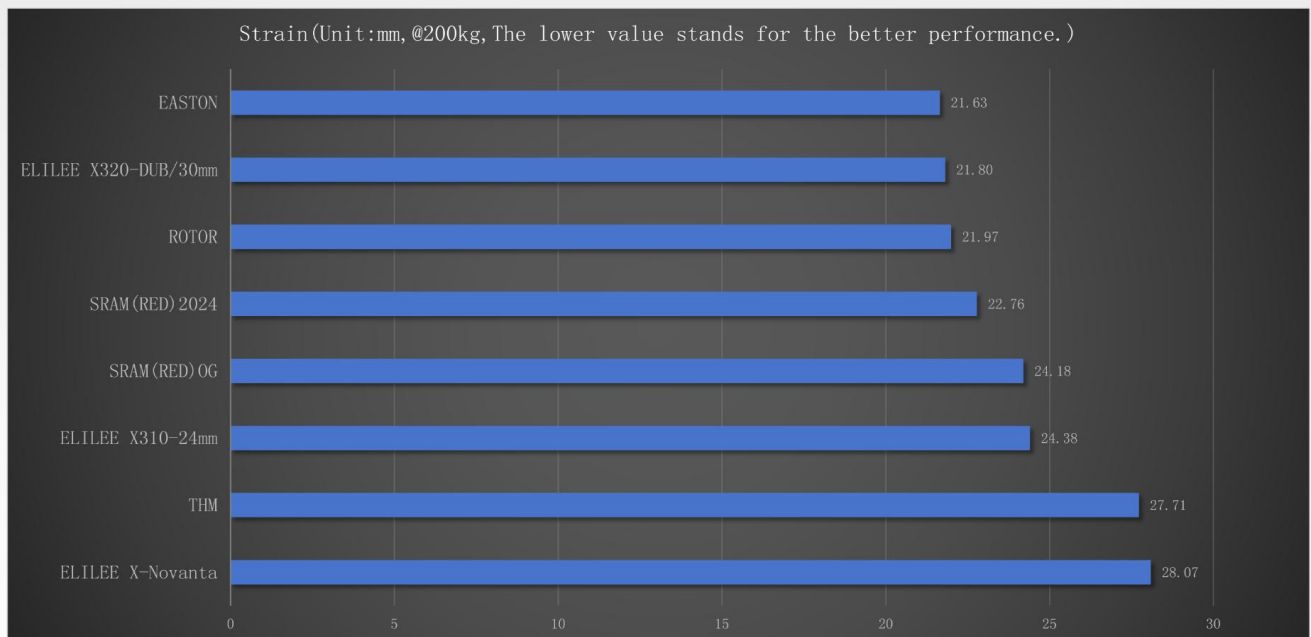
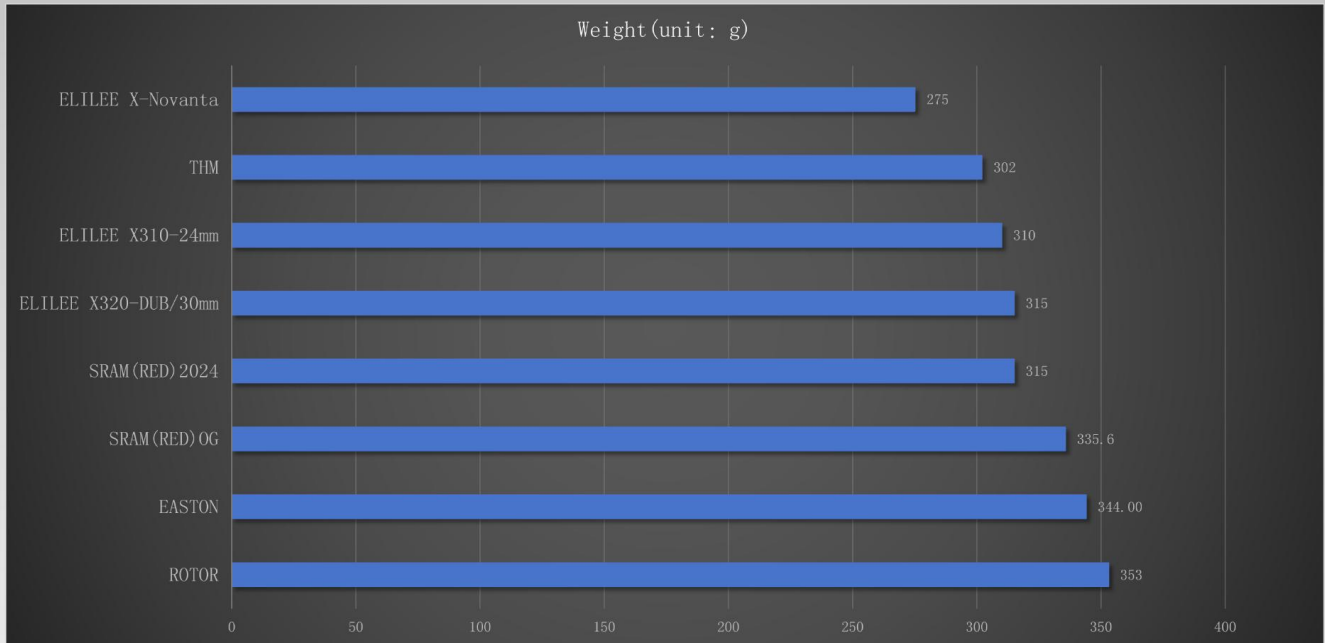
Elilee specially purchased three popular cranks on the market to test and compare them and assist in developing cranks. And in the destruction test, it achieved an amazing result of 420kg, and many mountain cranks only reached 350-360kg.



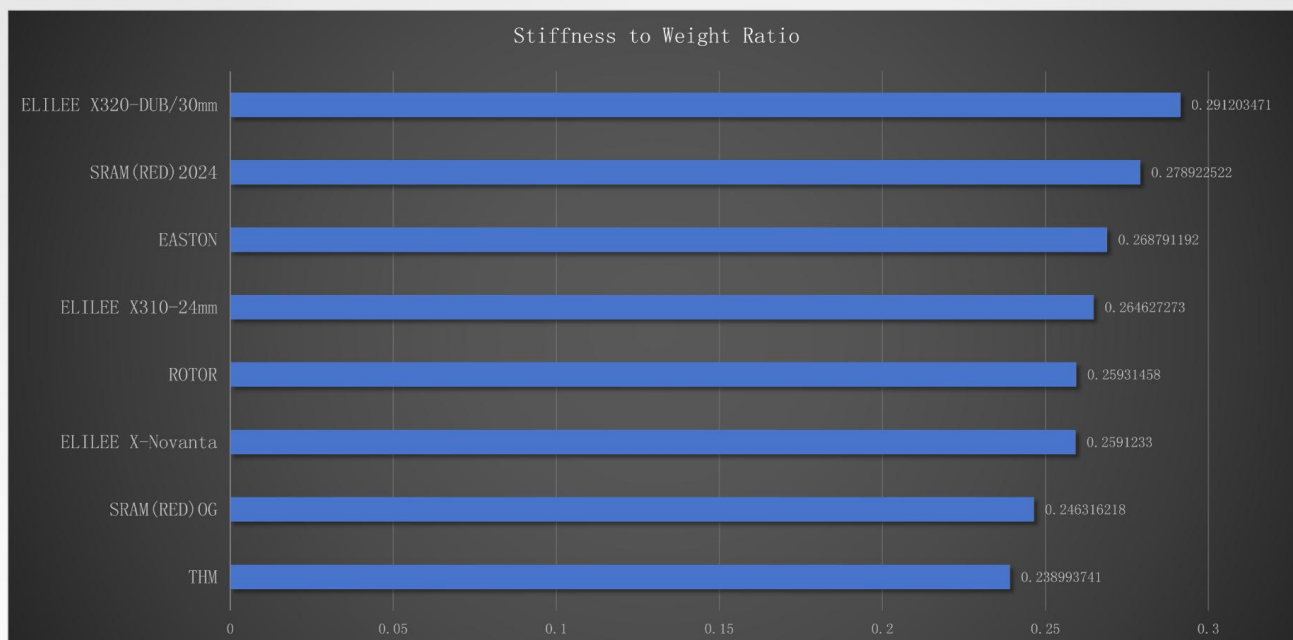
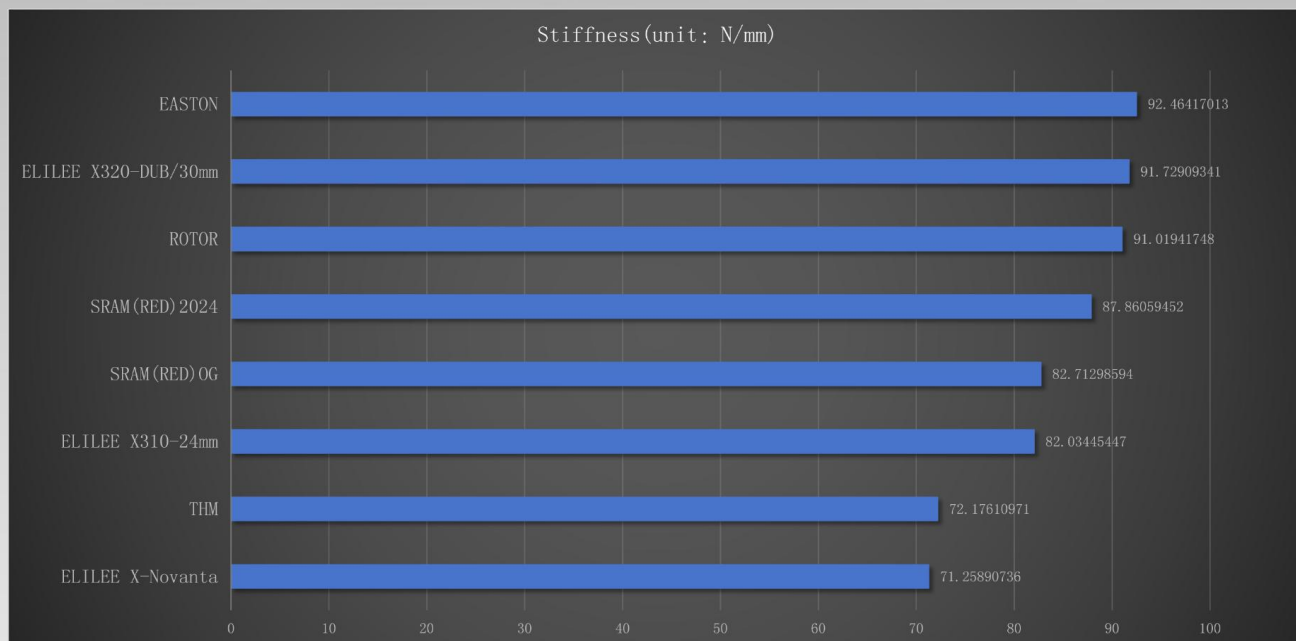
The fatigue test passed the European Standard ISO4210:2015 Disc Fatigue Test Standard (1800N 45 ° 100000 times of pressing) Scan the official two-dimensional code of sgs for details. (QR code is valid for one year)



Crank Detail Parameters



Crank Detail Parameters



The ELILEE X310 titanium has a significant weight reduction of 30 grams compared to the previous generation, while increasing rigidity by 13%. Through rigorous testing and comparison with 8 mainstream models of crank on the market, X310 stands out with its outstanding stiffness to weight ratio, It is about to become a wise choice for customers who pursue excellent riding experience.

X310 series

SPECS

X310-DUB

SPINDLE: 28.99mm DUB ALUMINUM

SIZE: 145mm/150mm/155mm/160mm/165mm/167.5mm/170mm/172.5mm

Q FACTOR: 149

SPINDLE LENGTH: 93.5mm

CHAINLINE: 44.5mm

WEIGHT: 310g

INTERFACE: ELILEE 13T

PRICE: **340\$**

X310-24mm

SPINDLE: 24mm TITANIUM

size: 145mm/150mm/155mm/160mm/165mm/167.5mm/170mm/172.5mm

Q FACTOR: 151.5

SPINDLE LENGTH: 94mm

CHAINLINE: 44.5mm

WEIGHT: 310g

INTERFACE: ELILEE 13T

PRICE: **410\$**

XC-MTB

SPINDLE: 28.99mm DUB ALUMINUM

SIZE: 145mm/150mm/155mm/160mm/165mm/167.5mm/170mm/172.5mm

Q FACTOR: 162

SPINDLE LENGTH: 106mm

CHAINLINE: 49.5mm

WEIGHT: 325g

INTERFACE: ELILEE 13T

PRICE: **340\$**

Non-powermeter set requires a spider to install on the bike.

X-novanta

X-Novanta

SPINDLE: 28mm Carbon spindle (provide 30mm/DUB BB Adapter)

SIZE: 165mm/167.5mm/170mm/172.5mm/175mm

Q FACTOR: 149

SPINDLE LENGTH: 93.5mm

CHAINLINE: 44.5mm

WEIGHT: 285g

INTERFACE: ELILEE 13T

PRICE: **750\$**

Non-powermeter set requires a spider to install on the bike.





X-Trecento

SPINDLE: 24mm TITANIUM

SIZE: 155mm/160mm/165mm/167.5mm/170mm/172.5mm/175mm

Q FACTOR: 151.5

SPINDLE LENGTH: 94mm

CHAINLINE: 44.5mm

WEIGHT: 285g

INTERFACE: ELILEE 13T

PRICE: **680\$**

Non-powermeter set requires a spider to install on the bike.





EK-01

POWER METER

Auto-Zero Compensation Technology
Precision-Stabilized Measurement

Cadence Range 0~200RPM
Power Range 0~2000W

Accuracy
 $\pm 1\%$



Stability



Dual-Protocol
Bluetooth、ANT+



Magnetic
Charging



Temperature
Compensation



300h



IP67



97g



Power(W)、Cadence(RPM)
L/R Power Balance(%)



Price:310USD

POWER METER SET

X310-dub	PRICE	WEIGHT	SPIDER
Elilee EK-01	630\$	407g	4 bolts
XCADEY	630\$	410g	4/5 bolts

X310-24mm	PRICE	WEIGHT	SPIDER
Elilee EK-01	700\$	407g	4 bolts
XCADEY	700\$	410g	4/5 bolts
SRM	2250\$	432g	4 bolts



POWER METER SET

X-Trecento	PRICE	WEIGHT	SPIDER
Elilee EK-01	960\$	382g	4 bolts
XCADEY	630\$	385g	4/5 bolts

X-Novanta	PRICE	WEIGHT	SPIDER
Elilee EK-01	1030\$	382g	4 bolts
XCADEY	1040\$	385g	4/5 bolts
SRM	2580\$	407g	4 bolts



SPIDER

SPECS

ELILEE ULTRALIGHT ALUMINIUM SPIDER		
Bolts	4 bolts	5 bolts
Material	7075 ALUMINUM ALLOY	7075 ALUMINIUM ALLOY
Specs	BCD110	BCD110
Chainline Offset	7.6mm	7.6mm
Spider Thickness	3.5mm	3.5mm
Interface	Easton	Easton
Weight	44g	49g
Compatibility	Supports Shimano 105 and higher-tier chainrings	
Chainring Bolts	5mm(1x)/7mm(2x)/Shimano OEM bolts	
Price	50\$	50\$



SPIDER

SPECS

ELILEE CARBON SPIDER		
Bolts	4 bolts	5 bolts
Material	7075 ALUMINUM ALLOY	7075 ALUMINUM ALLOY
Specs	BCD110	BCD110
Chainline Offset	7.6mm	7.6mm
Spider Thickness	3.5mm	3.5mm
Interface	Easton	Easton
Weight	32g	32g
Compatibility	Supports Shimano 105 and higher-tier chainrings	
Chainring Bolts	5mm(1x)/7mm(2x)/Shimano OEM bolts	
Price	170\$	170\$



ELISE

—PRICE LIST

RETAIL PRICE LIST

ITEM	SERIES	MODEL	PRICE
FRAME SET	BLIZE	XXE Edition	2580\$
		Standard	1820\$
	EVO	XXE Gen2	5380\$
	STEMBARS	FS-330	280\$
		FS-R	380\$
	Disc Brake Adapter	Forged Carbon Black (Raw FC Texture)	150\$
		Forged Carbon Black/Gold (Logo Inlaid)	170\$
		Forged Carbon Black/Silver (Logo Inlaid)	170\$
CRANK SET	X310	DUB	340\$
		24mm	410\$
		XC-MTB	340\$
	X-Novanta	30mm/DUB	750\$
	X-Trecento	24mm	680\$
	Spider	Aluminium 4/5-bolts	50\$
		Carbon 4/5-bolts	170\$
		DA 12s	100\$
	Power Meter	EK-01	310\$
WHEEL SET	X series	X46	1699\$
		X58	1699\$
		X76	999\$
	E series	E44	699\$
		E50	399\$
	Disc	X860(Front)	549\$
		X860(Rear)	2199\$
		X1060	1499\$
		X1200	999\$

