

A series of concentric circles in a dark blue-grey color, centered on the page, creating a ripple effect.

PRODUCT CATALOG

CONTENT

FRAME SET	P3-24
ROAD FRAME	P3-17
STEMBARS	P18-19
TRIATHION FRAME	P20-24
WHEEL SET	P24-29
CRANK	P30-41
X310 series	P30-37
X-Novanta series	P38
POWER METER	P39-40
SPIDER	P41
PRICE LIST	P42-43



ELISE

—ROAD FRAME



Elilee's Design Philosophy

Said Elilee R&D team: "As the first road frame of Elilee, we want it to become a Grand Tour level product."

So we strictly followed the top-level design standards.

After countless tests and upgrades, we not only improve the performance but also make the appearance more in line with modern aesthetics.

Magical Ultralight Material

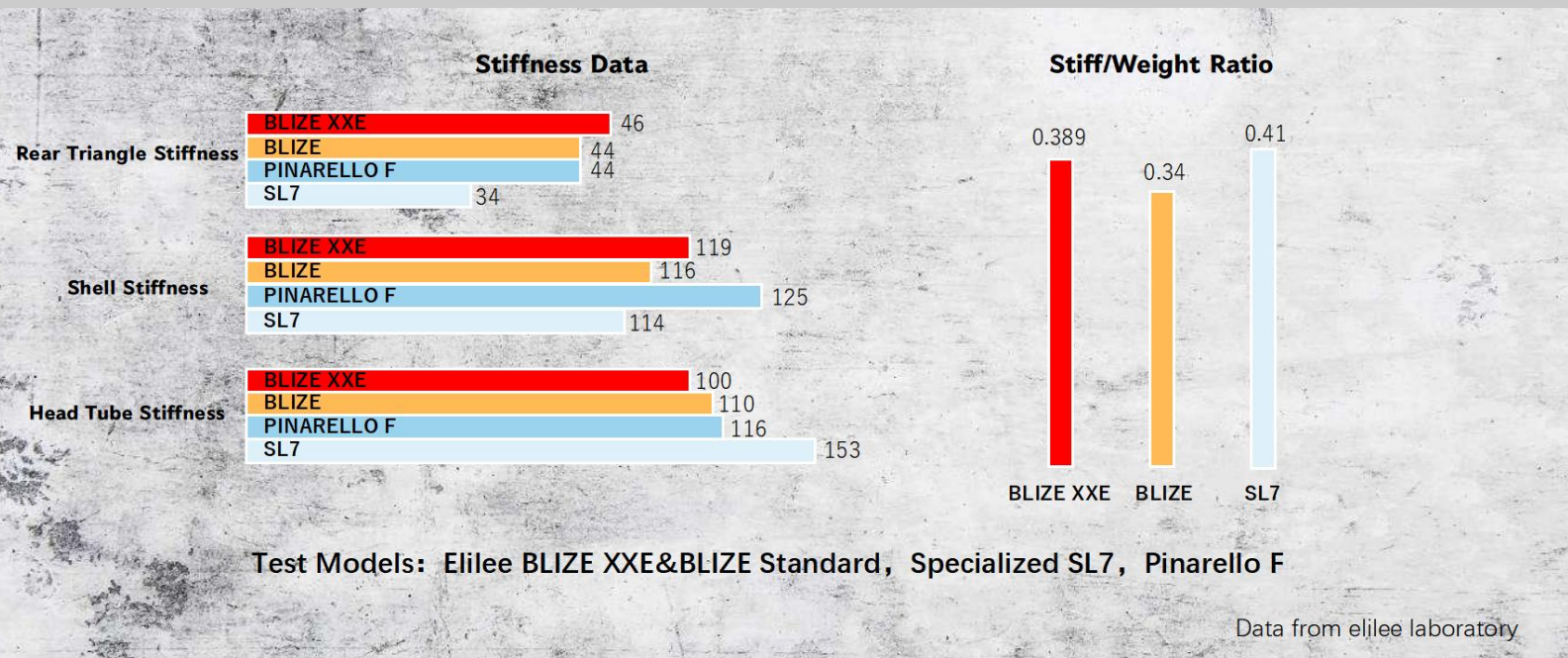
In order to achieve the best BLIZE stiff-weight ratio, Elilee used Toray T1100 carbon fiber material and M40J as stiffness reinforcement on its top level frame BLIZE XXE. Also, in some place where very easy to ignore, BLIZE and BLIZE XXE use Titanium screws just for a couple of grams, regardless of cost.

The weight of a M size BLIZE XXE is only 680g(unpainted), the front fork is 330g(unpainted), and the seat post is 95g.



Stiffness Comparison Tests

In terms of frame stiffness, we took the popular models SL7 and Pinarello F on the market as the benchmark model test data.



Elilee BLIZE Standard is made of Toray T800 carbon cloth, with a frame weight of only 780g and a front fork of 360g. The overall weight is 130g heavier than the Elilee BLIZE XXE frame.

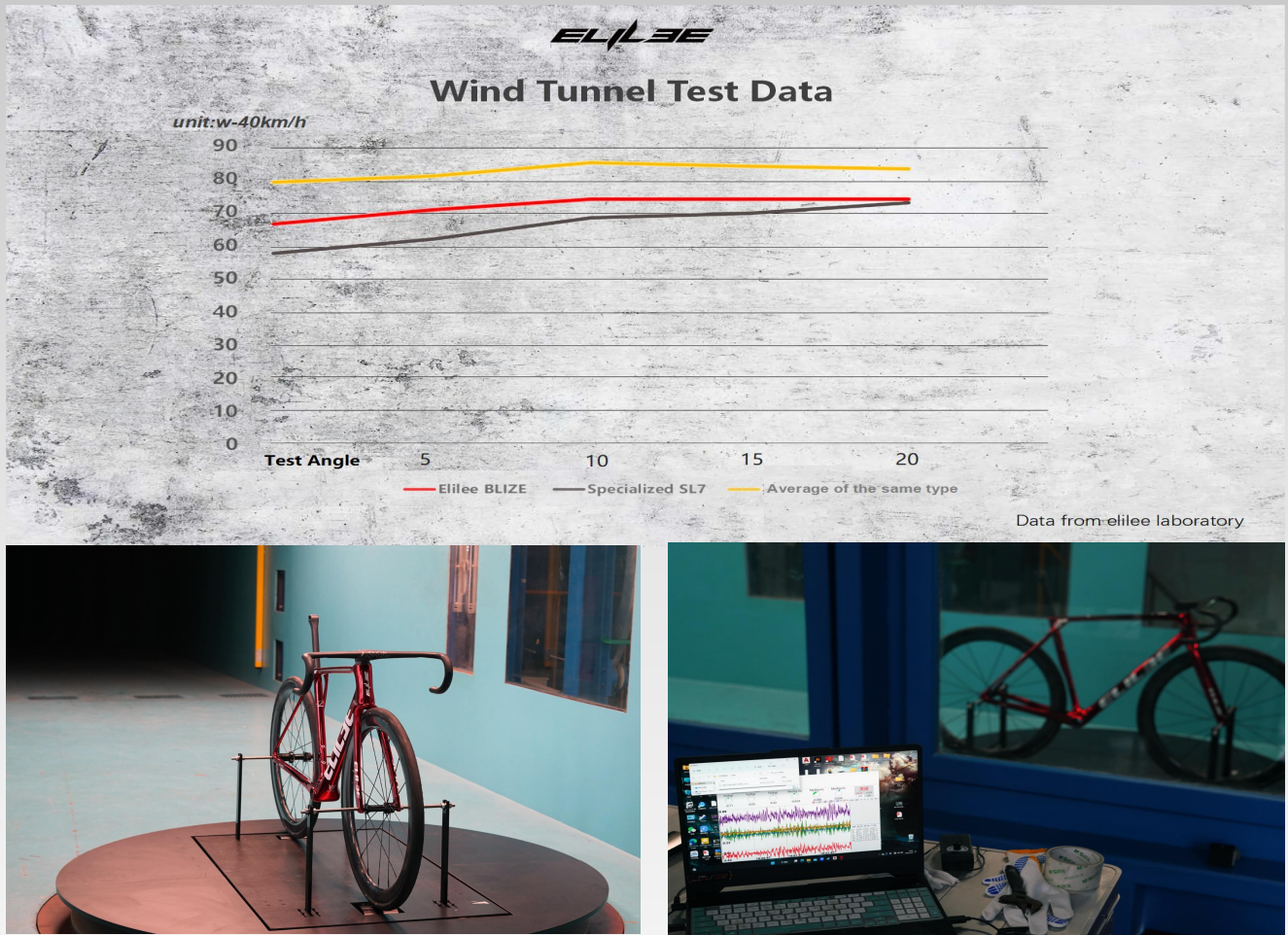
On the premise that the Elilee BLIZE XXE frame is as light as 680g, the overall stiffness of BLIZE XXE is almost the same as that of Pinarello F.

The Stiffness/Weight ratio of BLIZE XXE is very close to SL7, and this is a relatively good result under the excellent lightweight weight of the frame.

Pinarello F is more like a aero frame, so it is not included in the reference of Stiffness/Weight ratio.

Aerodynamic Performance

After the last time the Elilee Triathlon frame entered the wind tunnel test, this time we took BLIZE series for wind tunnel test.



In terms of aerodynamic performance, because the Elilee BLIZE is a design with a all-rounder frame that tends to incline to the climbing type, the wind resistance coefficient of the Specialized SL7 is the best among all comprehensive vehicles in foreign media evaluation, only second to the aero frame (such as Pinaforello F).

Therefore, even if the Elilee BLIZE wind resistance is not as excellent as the Specialized SL7, it also ranks among the most excellent all-rounder frames.

BLIZE *XXE*



- ELILEE BLIZE-XXE CARBON ROAD FRAME DISC
- TYPE: ALL-ROUNDER FRAME
- MATERIAL: CARBON FIBRE(TORAY T1100+M40J)
- EPS MOLDING TECHNOLOGY
- FULL INTEGRATED CABLE ROUTING SYSTEM
- WEIGHT: **680G** (M SIZE,UNPAINTED)
- BRAKE TYPE: DISC BRAKE
- INCLUDING STEMBARS

PRICE: USD **2,580\$**

COLOR CHOICES



BLIZE XXE

Raw Black

BLIZE XXE

Red,White





BLIZE XXE

White,Gold

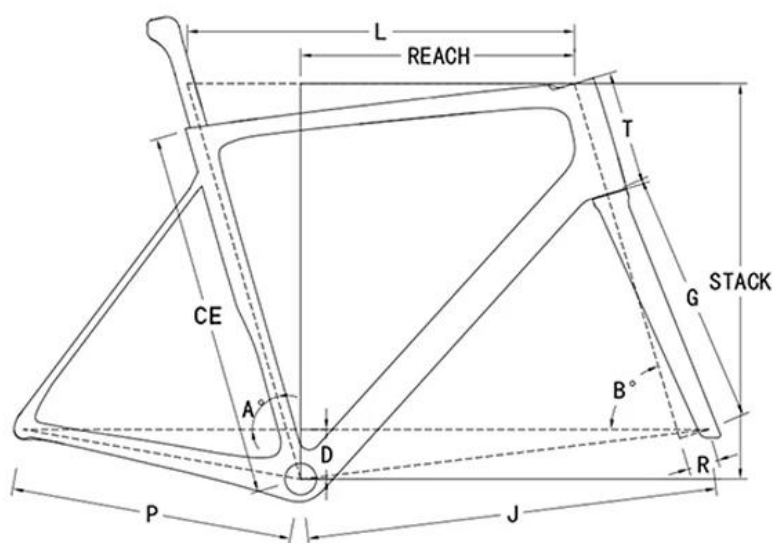


BLIZE XXE

Electro Plating
(Extra cost 900USD)



SIZE CHOICES



GEOMETRY												
SIZE	CE	L	A[°]	B[°]	P	J	T	D	R	G	REACH	STACK
XS	472	500	75.5	71	405	573	118	72	47	366	367	512
S	498	517	75	72.25	405	576	132	72	47	366	375	530
M	498	531	74.81	73	405	582	139	72	44	366	385	539
L	531	560	74	73.5	408	595	167	72	44	370	396	573
XL	560	571	74	73.5	408	606	197	72	44	370	399	601
XXL	584	587	74	74	408	616	216	72	44	370	409	621

SIZE RECOMMENDATION				
XS:155-164cm	S:161-170cm	M:167-176cm	L:173-183cm	XL:180-190cm

- If your height between both two sizes, please contact professional and ask for advice.
- We suggest that you take a bike-fitting before selecting a size.

PRODUCT DETAIL

FRAME:

- MATERIAL:CARBON FIBRE(TOARY T1100+M40J)
- TYPE:ALL-ROUNDER FRAME
- WEIGHT:680g(SIZE:M,UNPAINTED, WITHOUT METAL PARTS)
- BOTTOM BRACKET:BB386
- ELECTRIC&MACHANICAL DRIVETRAIN AVAILABLE
- EPS MOLDING TECHNOLOGY
- FULL INTEGRATED CABLE ROUTING SYSTEM
- MAX TYRE SIZE:700cx30c

FORK:

- MATERIAL:CARBON FIBRE(TOARY T1100+M40J)
- BRAKE:DISC BRAKE
- OFFSET: 45mm
- BRAKE MOUNT:FLAT MOUNT
- STEER TUBE LENGTH:300mm
- WEIGHT:330g(UNPAINTED)

SEATPOST:

- LENGTH:350mm
- WEIGHT:95g (INCLUDING METAL PARTS 140g)
- SINGLE SCREW ADJUSTMENT
- DIAMETER:D-SHARP
- MATERIAL:CARBON FIBRE
- SADDLE CLAMP:7X7mm,7X9mm INCLUDED
- SLIDING MOUNT FOR RAIL

HANDLEBARS:

- MATERIAL:CARBON FIBRE(TOARY T800)
- WEIGHT:330g (SIZE 400-100)
- ANGLE:-6°
- RAECH:75mm
- DROP:130mn
- BOLT TORQUE:6Nm
- OFFSET RING:5mm*5



BLIZE



- ELILEE BLIZE CARBON ROAD FRAME DISC
- TYPE: ALL-ROUNDER FRAME
- MATERIAL: CARBON FIBRE(TORAY T800)
- EPS MOLDING TECHNOLOGY
- FULL INTEGRATED CABLE ROUTING SYSTEM
- WEIGHT: **780G** (M SIZE,UNPAINTED)
- BRAKE TYPE: DISC BRAKE
- INCLUDING STEMBARS

PRICE: USD **1,820\$**

COLOR CHOICE



BLIZE ELILEE

White



BLIZE ELILEE

Black



BLIZE ELILEE

Electro Plating,Red

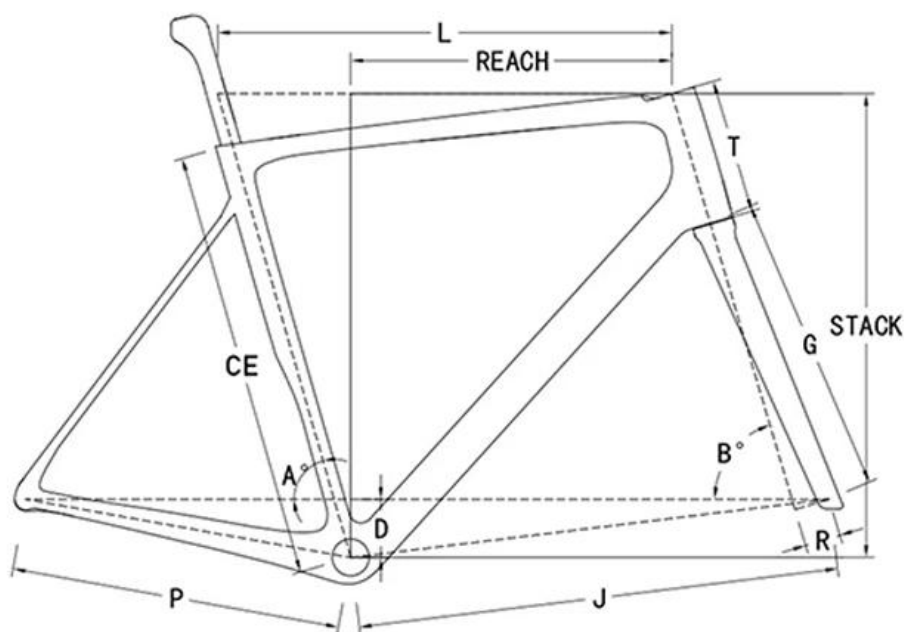
BLIZE ELILEE

Yellow,white





SIZE CHOICE



GEOMETRY

SIZE	CE	L	A[°]	B[°]	P	J	T	D	R	G	REACH	STACK
XS	472	500	75.5	71	405	573	118	72	47	366	367	512
S	498	517	75	72.25	405	576	132	72	47	366	375	530
M	498	531	74.81	73	405	582	139	72	44	366	385	539
L	531	560	74	73.5	408	595	167	72	44	370	396	573
XL	560	571	74	73.5	408	606	197	72	44	370	399	601
XXL	584	587	74	74	408	616	216	72	44	370	409	621

SIZE RECOMMENDATION

XS:155-164cm	S:161-170cm	M:167-176cm	L:173-183cm	XL:180-190cm	XXL:185-195cm
--------------	-------------	-------------	-------------	--------------	---------------

· If your height between both two sizes, please contact professional and ask for advice.

· We suggest that you take a bike-fitting before selecting a size.

PRODUCT DETAIL

FRAME:

- MATERIAL:CARBON FIBRE(TORAY T800)
- TYPE:ALL-ROUNDER FRAME
- WEIGHT:780g(SIZE:M,UNPAINTED,WIT HOUT METAL PARTS)
- BOTTOM BRACKET:BB386
- ELECTRIC&MACHANICAL DRIVETRAIN AVAILABLE
- EPS MOLDING TECHNOLOGY
- FULL INTEGRATED CABLE ROUTING SYSTEM
- MAX TYRE SIZE:700cx 30c

FORK:

- MATERIAL:CARBON FIBRE(TOARY T800)
- BRAKE:DISC BRAKE
- OFFSET:45mm
- BRAKE MOUNT:FLAT MOUNT
- STEER TUBE LENGTH:300mm
- WEIGHT:360g(UNPAINTED)

SEATPOST:

- LENGTH:350mm
- WEIGHT:95g(INCLUDING METAL PARTS 140g)
- SINGLE SCREW ADJUSTMENT
- DIAMETER:D-SHARP
- MATERIAL:CARBON FIBRE
- SADDLE CLAMP:7X7mm SADDLE RAIL CLAMP
- (7X9mm CALMP FOR CARBON RAIL INCLUDED)
- SLIDING MOUNT FOR RAIL

HANDLEBARS:

- MATERIAL:CARBON FIBRE(TOARY T800)
- WEIGHT:330g (SIZE 400-100)
- ANGLE:-6°
- RAECH:75mm
- DROP:130mn
- BOLT TORQUE:6Nm
- OFFSET RING:5mm*5



EL/L3E

—STEMBARS

XXE Stembars

SIZE						
BAR WIDTH	STEM LENGTH					
	80mm	90mm	100mm	110mm	120mm	130mm
360mm	✓	✓	✓	✓	✓	✓
380mm	✓	✓	✓	✓	✓	✓
400mm	✓	✓	✓	✓	✓	✓
420mm	✓	✓	✓	✓	✓	✓

·MATERIAL:CARBON FIBRE(TOARY T800)

·WEIGHT:**330g** (SIZE 400-100)

·ANGLE:-6°

·RAECH:75mm

·DROP:130mn

·BOLT TORQUE:6Nm

·OFFSET RING:5mm*10



PRICE: USD 280\$

Comes standard with the BLIZE series

XXE Stembars Ultralight

- MATERIAL:CARBON FIBRE(TOARY T1100)
- WEIGHT:**240g** (SIZE 400-100)
- ANGLE:-6°
- RAECH:75mm
- DROP:130mm
- BOLT TORQUE:6Nm
- OFFSET RING:5mm*10

PRICE: USD **430\$**



ELISE

—TRATHLON FLAME

EVOLUTION-XXE



- ELILEE **EVOLUTION-XXE** TRIATHLON FRAME
- TYPE : TRIATHLON BICYCLE FRAME
- MATERIAL : CARBON FIBRE(TORAY T800+M40J)
- ELILEE LIBRA STRUCTURE
- ELECTRIC&MACHANICAL DRIVETRAIN AVAILABLE
- WEIGHT : ONLY 1600G
(SIZE M,UNPAINTED,WITHOUT ACCESSORIES)
- BRAKE TYPE : DISC
- INCLUDING CARBON HANDLEBARS AND COMPLETE SET OF ACCESSORIES

PRICE: USD **4,430 \$**

COLOR CHOICE



BLIZE XXE EVO

Ultra Light Black;
Matt

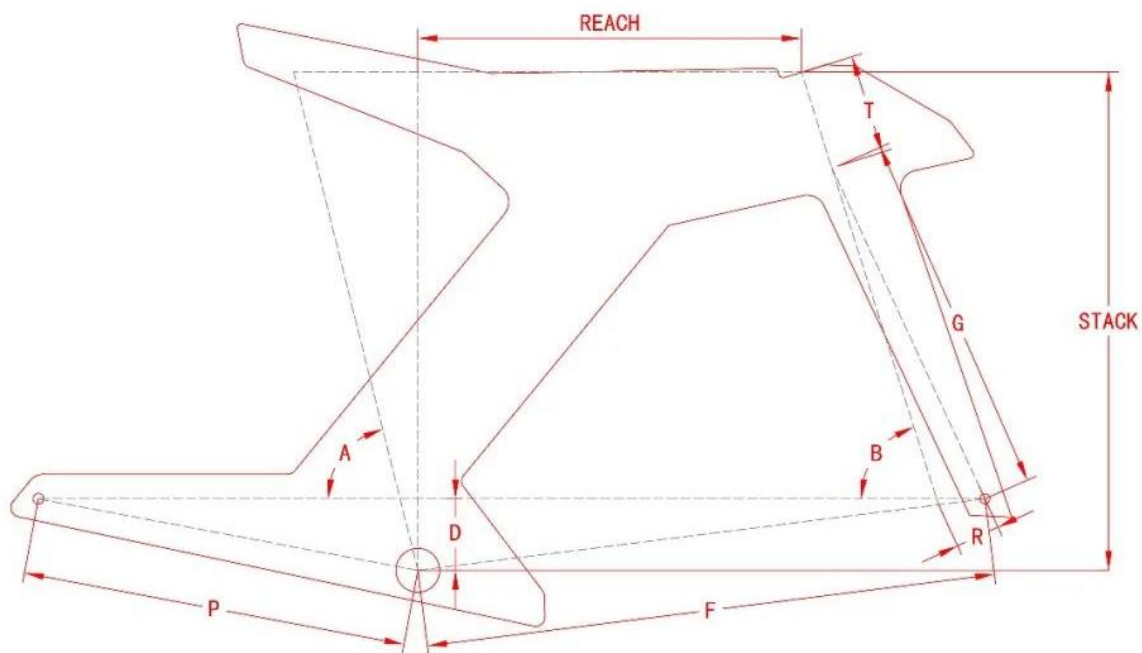


BLIZE XXE EVO

Orange Red
Glossy



SIZE CHOICE



PRODUCT DETAIL

FRAME:

- MATERIAL: CARBON FIBRE(TORAY T800+M40J)
- TYPE: TRIATHLON FRAME
- BRAKE: DISC
- WEIGHT: 1600G±
- (SIZE M, UNPAINTED, WITHOUT ACCESSORIES)
- AXLE: Bsq THREADED AXLE
- ELECTRIC DRIVETRAIN: DI28&ETAP
- ELILEE LIBRA STRUCTURE
- AERO: ONLY 200W POWER CAN ACHIEVE 40KM/H CRUISING SPEED
SUPPLY: 1000MIINTEGRATED WATER BAG AND 350ml STORAGE BOX
- FULL INTEGRATED CABLE ROUTING SYSTEM

- MACHANICAL DRIVETRAIN AVAILABLE
- MAX TIRE SIZE: 700c X 25c

HANDLEBARS :

- THE HANDLEBAR ELBOW PAD PROVIDES 140MM HEIGHT ADJUSTMENT
- ALLOWANCE, 135MM LATERAL ADJUSTMENT
- ALLOWANCE, 15°
- INCLINATION ADJUSTMENT ALLOWANCE.
- AND 0-10° ELEVATION ADJUSTMENT ALLOWANCE





WHEEL SET

EL/SE



X46		
Brake Type	Disc Brake Tubular	Disc Brake Clincher
Weight(g)	1040	1140
Rim Depth	46mm	46mm
Bearing	Ttn ceramic	Ttn ceramic
Spoke Type	Carbon	Carbon
Inner width		18
Outer width	26	26
Max Tire Pressure		120Psi
Tubeless support		Yes
Price	1699\$	1699\$

X58	
Brake Type	Disc Brake Clincher
Weight(g)	1300
Rim Depth	58mm
Bearing	Ttn ceramic
Spoke Type	Carbon
Inner width	21
Outer width	28
Max Tire Pressure	120Psi
Tubeless support	Yes
Price	1699\$



Type	E33	E44
Brake Type	Disc Brake Clincher	Disc Brake Clincher
Weight(g)	1290	1335
Rim Depth	33mm	44mm
Bearing	Steel	Steel
Spoke Type	Sapim CX-Ray	Sapim CX-Ray
Inner width	21	21
Outer width	28	28
Max Tire Pressure	120Psi	120Psi
Tubeless support	Yes	Yes
Price	699\$	699\$



X76	
Brake Type	Disc Brake Clincher
Weight(g)	1695
Rim Depth	76mm
Bearing	Steel
Spoke Type	Sapim CX-Ray
Inner width	21
Outer width	28
Max Tire Pressure	120Psi
Tubeless support	Yes
Price	999\$



X860			
Brake Type	Disc Brake Clincher	Disc Brake Tubular	Disc Brake Clincher
Weight(g)	766(Front)	800	880
Rim Depth	80mm	Disc Wheel	Disc Wheel
Bearing	Ttn ceramic	Ttn ceramic	Ttn creamic
Spoke Type	Sapim CX-Ray	Disc Wheel	Disc Wheel
Inner width	21		19
Outer width	28	26	26
Max Tire Pressure	120Psi		120Osi
Tubeless support	Yes		Yes
Price	549\$	2199\$	2199\$

Type	X1060	X1200
Brake Type	Disc Brake Clincher	Disc Brake Clincher
Weight(g)	1060	1200
Rim Depth	Disc Wheel	Disc Wheel
Bearing	Steel	Steel
Spoke Type	Disc Wheel	Disc Wheel
Inner width	19	19
Outer width	26	26
Max Tire Pressure	120Psi	120Psi
Tubeless support	Yes	Yes
Price	1499\$	999\$





E50	
Brake Type	Disc Brake Clincher
Weight(g)	1500
Rim Depth	50mm
Bearing	Steel
Spoke Type	High performance steel spoke
Inner width	21
Outer width	30
Max Tire Pressure	120Psi
Tubeless support	Yes
Price	499\$



ELISE

—X310 series



CRANK



The X-320 series crank has been well-known in over 10 countries in the world since 2023. It has become the most famous product of Elilee. In July 2024, we continued to upgrade this product to the ALL NEW X310 series, which makes this product even better.





CRANK

The ALL NEW X310 series is 30g(24mm version) lighter and also 12% stiffer compared to the X320 series.

The weight of 310 grams is enough to make the elilee xxe carbon fiber crank stand out among many cranks. Also, the better stiffness provides more performance and brings more confidence to the riders.

With a power meter and 120 grams of chainring, the whole set weight 535g.



ELILEE



COMPATIBILITY

In order to provide max compatibility, we developed 2 types of spindle for X310 series.

X310-DUB: Aluminum DUB spindle

X310-24mm: Titanium 24mm spindle

What ever you are the bottom bracket user of DUB or SHIMANO 24mm, X310 series crank is compatible.

Both spindles have incredible stability.



NOISELESS DESIGN

The adapters on X320 series are no longer needed. This further reduces the probability of crank spindle noise occurrence.

X310 series crank is a product that can guarantee no abnormal noise.

Many users who are afraid to purchase carbon fiber cranks due to concerns about abnormal noise can rest assured to make a purchase.



ELITE

STIFFNESS

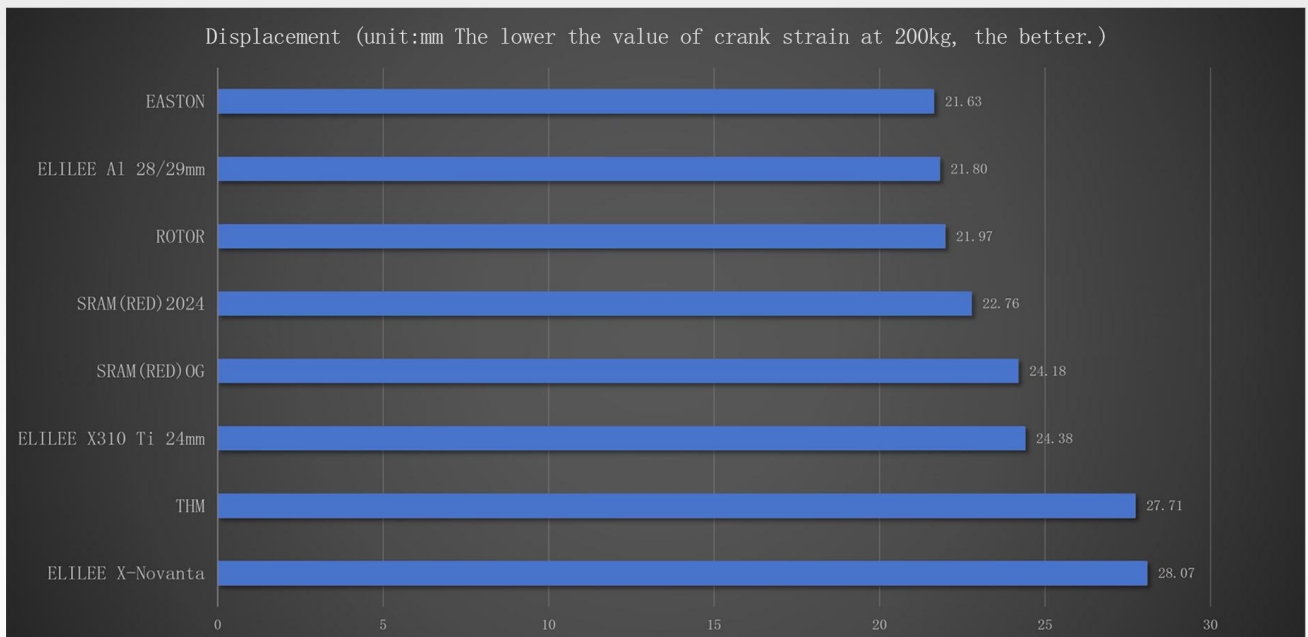
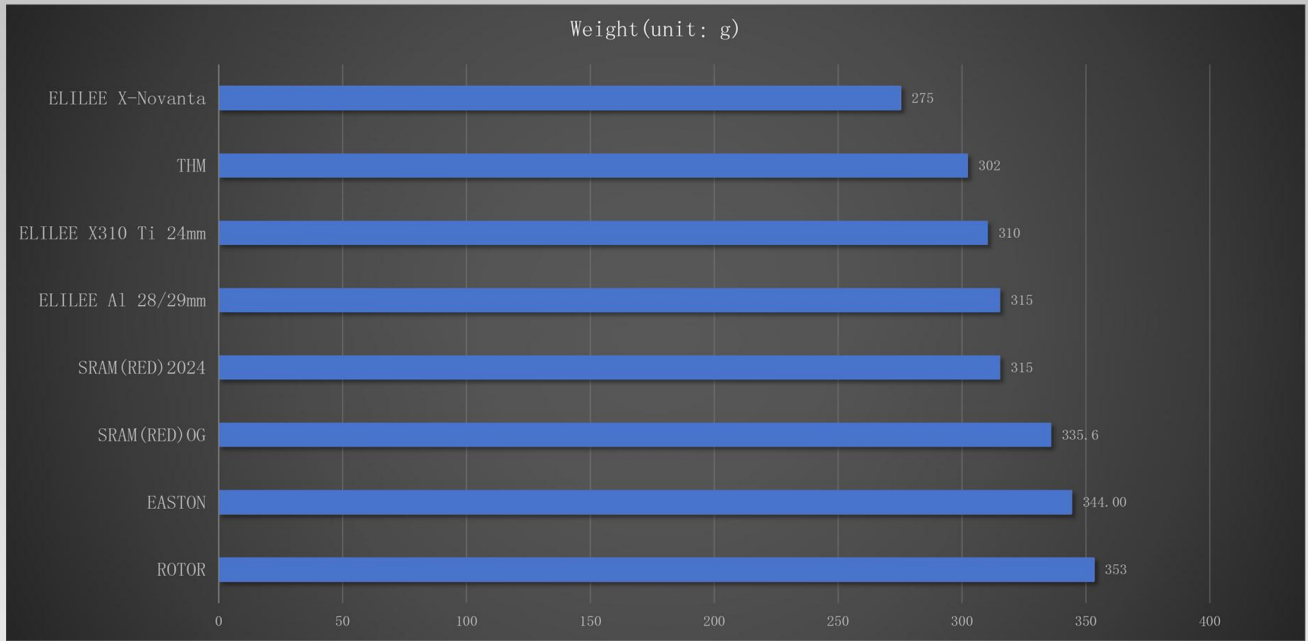
Elilee specially purchased three popular cranks on the market to test and compare them and assist in developing cranks. And in the destruction test, it achieved an amazing result of 420kg, and many mountain cranks only reached 350-360kg.



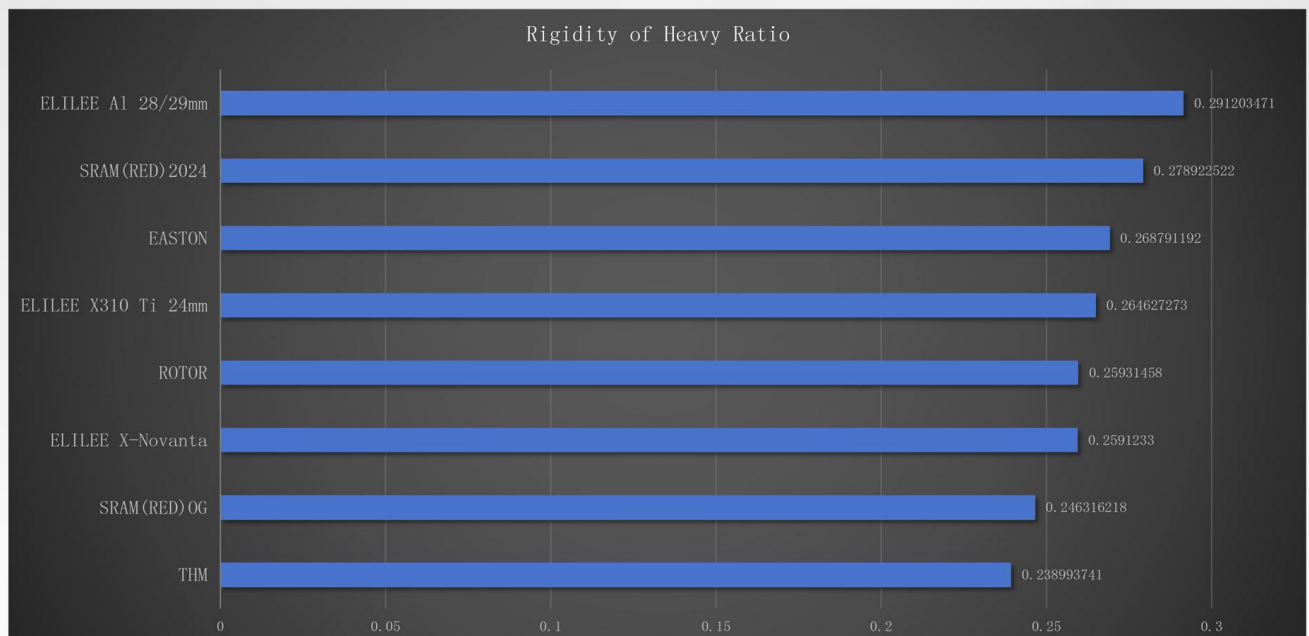
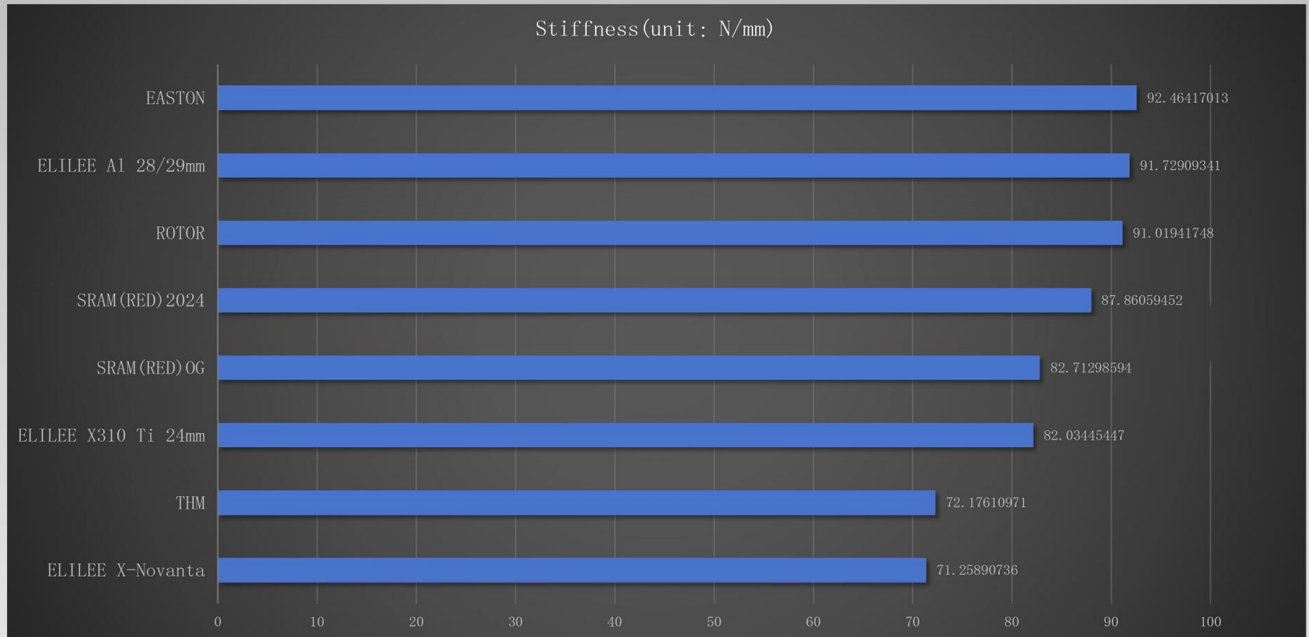
The fatigue test passed the European Standard ISO4210:2015 Disc Fatigue Test Standard (1800N 45 ° 100000 times of pressing) Scan the official two-dimensional code of sgs for details. (QR code is valid for one year)



Crank Detail Parameters



Crank Detail Parameters



The ELILEE X310 titanium has a significant weight reduction of 30 grams compared to the previous generation, while increasing rigidity by 13%. Through rigorous testing and comparison with 8 mainstream models of crank on the market, X310 stands out with its outstanding stiffness to weight ratio, It is about to become a wise choice for customers who pursue excellent riding experience.

X310 series

SPECS

X310-DUB

SPINDLE: DUB ALUMINUM

SIZE: 155mm/160mm/165mm/167.5mm/170mm/172.5mm/175mm

Q FACTOR: 149

SPINDLE LENGTH: 91.5mm

CHAINLINE: 44.5mm

WEIGHT: 310g

PEICE: **340\$**

X310-24mm

SPINDLE: 24mm TITANIUM

size: 155mm/160mm/165mm/167.5mm/170mm/172.5mm/175mm

Q FACTOR: 151.5

SPINDLE LENGTH: 94mm

CHAINLINE: 44.5mm

WEIGHT: 310g

PRICE: **460\$**

XC-MTB

SPINDLE: DUB ALUMINUM

SIZE: 155mm/160mm/165mm/167.5mm/170mm/172.5mm/175mm

Q FACTOR: 162

SPINDLE LENGTH: 104.5mm

WEIGHT: 320g

PRICE: **340\$**

Non-powermeter set requires a spider to install on the bike.

X-novanta

X-Novanta

SPINDLE:dub/30mm CARBON SPINDLE

SIZE:155mm/160mm/165mm/167.5mm/170mm/172.5mm/175mm

Q FACTOR: 149

SPINDLE LENGTH: 91.5mm

CHAINLINE: 44.5mm

WEIGHT:274g

PEICE:**750\$**

Non-powermeter set requires a spider to install on the bike.



POWER METER SET

X310-dub	PRICE	WEIGHT	SPIDER
XCADEY	630\$	420g	4/5 bolts
SIGEYI	680\$	426g	4/5 bolts
POWER2MAX	800\$	432g	4 bolts

X310-24mm	PRICE	WEIGHT	SPIDER
XCADEY	750\$	450g	4/5 bolts
SIGEYI	800\$	456g	4/5 bolts
POWER2MAX	920\$	460g	4 bolts



POWER METER SET

X310-XC-MTB	PRICE	WEIGHT	SPIDER
XCADEY	630\$	428g	4/5 bolts
SIGEYI	680\$	435g	4/5 bolts
POWER2MAX	800\$	442g	4 bolts

X-Novanta	PRICE	WEIGHT	SPIDER
XCADEY	1040\$	379g	4/5 bolts
SIGEYI	1090\$	386g	4/5 bolts
POWER2MAX	1210\$	393g	4 bolts
SRM	2580\$	410g	4 bolts



SPIDER

SPECS

ELILEE ULTRALIGHT ALUMINIUM SPIDER

MATERIAL: 7075 ALUMINIUM ALLOY

BOLTS: 4/5

WEIGHT: 43g(4Bolts) & 51g(5Bolts)

PRICE: **50\$**



ELILEE CARBON SPIDER

MATERIAL: T800 CARBON FIBRE

BOLTS: 5

WEIGHT: 30g

PRICE: **170\$**



ELISE

—PRICE LIST

RETAIL PRICE LIST



ITEM	SERIES	MODEL	PRICE
FRAME SET	BLIZE	XXE Edition	2580\$
		Standard	1820\$
	EVOLUTION	XXE Edition	4430\$
	STEMBARS	Standard	280\$
CRANK SET	X310	DUB	340\$
		24mm	460\$
		XC-MTB	340\$
	X-Novanta	30mm/DUB	750\$
	X-Trecento	Unpublished	-
	Spider	Aluminium 4-bolts	50\$
		Aluminium 5-bolts	50\$
		Carbon 5-bolts	170\$
	Decorative cover	3D printing for shimano 9200	50\$
WHEEL SET	X series	X46	1699\$
		X58	1699\$
		X76	999\$
	E series	E33	699\$
		E44	699\$
		E50	499\$
	Disc	X860(Front)	549\$
		X860	2199\$
		X1060	1499\$
		X1200	999\$

EL/L3E

